

The Relaxer recliner program from IMG offers unsurpassed comfort with high quality and space efficient design. The Relaxer gives you glide, reclining, swivel as well as adjustable headrest support and integrated footrest. The IMG Relaxers are made with Cold-Cure Molded Foam Cushioning. This unique space-age technology ensures comfort, body correct support as well as durability.



BENEFITS

NORWEGIAN QUALITY. All IMG products meet the highest quality standards. The reclining mechanism with integrated footrest is made by the largest specialized mechanism supplier in the world. The construction is based on a hard wood and steel frame with IMG's unique molded foam.

MANY UNIQUE COMFORT FUNCTIONS. The IMG Relaxers offer five different built-in functions:

- Swivel
- Effortless reclining and adjustable back rest angle
- Foldable footrest
- Gliding / rocking function
- Adjustable head and neck support

COLD-CURE MOLDED FOAM. This spaceage material encases the interior steel frame and sinuous springs, allowing for body-friendly curvatures to be covered with glove-fitted upholstery. This guarantees absolute comfort and durability.

LUXURIOUS FEEL AND TOUCH. A layer of soft high resilient polyurethane foam with fibers ensures a luxurious feel and extra softness.

2 DISTINCT SIZES AVAILABLE – WITH THE SAME DESIGN. All IMG relaxers are available in different sizes to assure a perfect fit for your comfort requirements.

ADJUSTABLE HEAD AND NECK SUPPORT. Exclusive adjustment system that allows your head and neck to rest in an infinite number of comfort positions. It can easily be adjusted by a handgrip.

GLIDER/ROCKING LOCKER
 IMG Relaxers can be delivered with a mechanism that makes it possible for the user to lock the gliding/rocking function.

WARRANTY

	10 years on molded foam cushions and steel frames
	5 years on mechanisms
	2 years on motor and battery-parts
	2 years on leather and fabric covers
DESIGNED IN NORWAY	

See warranty policy for more details.



180-360° Swivel



Gliding/
Rocking function



Integrated footstool



Effortless reclining



Adjustable head-
and neck support



Lumbar support

LIBERTY GLIDER



Computer controlled injection molded cold-cure foam ensures ergonomically correct seating and comfort throughout all areas of the chair.

The interior steel frame with sinuous springs encased in cold-cure molded foam ensures correct back and lumbar support.

Adjustable head and neck support gives you an ultimate comfort in all seating positions.

Built with the solid hard wood and steel frame and use of computer controlled injection molded foam IMG guarantees superior quality and durability.

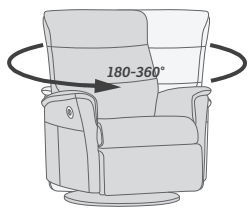
Effortless reclining and adjustable back rest angle.

Integrated footrest. The footrest can easily be unfolded by using the handle. To fold it in you should use your feet to press the footrest down towards the chair and move your body weight forward while seating.

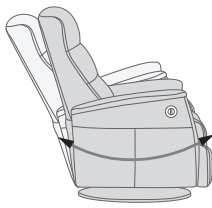
The advanced mechanism offers both gliding function and 360° swivel. The mechanism is delivered from the largest supplier of integrated footrest in the world.

Strong, stable and solid MDF base.

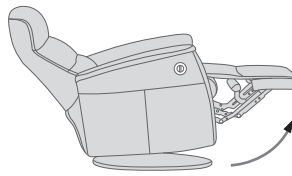
FUNCTIONS



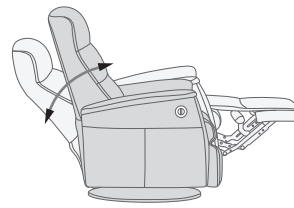
180 - 360° SWIVEL



GLIDING/ROCKING FUNCTION



INTEGRATED FOOTSTOOL



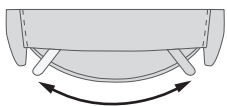
EFFORTLESS RECLINING



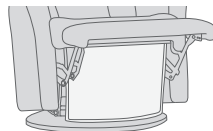
ADJUSTABLE HEAD- AND NECK SUPPORT

OPTIONS

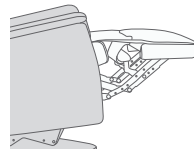
Unlock / Glider Function on Locked / no Glider function



GLIDING/ROCKING FUNCTION



FRONT SKIRT OPTION



CHAISE OPTION

*OPTIONAL "SUPPORT" (S) MOTOR FUNCTION



The "Support" (S) Motor Function is optional on the RMS210 and RMS310, and provides Power operated Headrest and Neck support as well as Power Lumbar support.

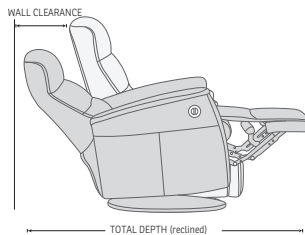
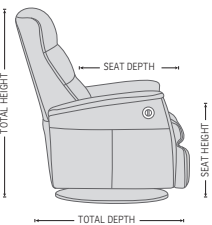
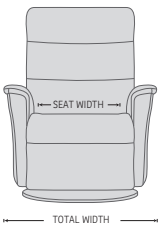
Both functions enhance effortlessly the natural curvature of your spine giving you relaxing support.



- 1 Footrest out first, then the back will recline
- 2 Backrest up first then footrest goes in
- 3 More Lumbar Support
- 4 Less Lumbar Support
- 5 Neck Support forward
- 6 Neck Support back

Buttons
Easy access to the buttons on the sidepanel of the relaxer. Effortless comfort.

DIMENSIONS



CHAIR SIZE	TOTAL WIDTH	TOTAL DEPTH	TOTAL HEIGHT	SEAT WIDTH	SEAT HEIGHT	SEAT DEPTH	TOTAL DEPTH (reclined)	WALL CLEARANCE REQUIREMENT
Liberty RG210 standard size with chaise	82 cm / 32.2 in	92 cm / 36.2 in	103 cm / 40.5 in	50 cm / 19.6 in	48 cm / 18.8 in	55 cm / 21.6 in	159 cm / 62.5 in	35 cm / 13.7 in
Liberty RG310 large size with chaise	87 cm / 34.2 in	92 cm / 36.2 in	105 cm / 41.3 in	55 cm / 21.6 in	48 cm / 18.8 in	56 cm / 22 in	162 cm / 63.7 in	35 cm / 13.7 in
Liberty RM210 standard size with chaise	82 cm / 32.2 in	92 cm / 36.2 in	103 cm / 40.5 in	50 cm / 19.6 in	48 cm / 18.8 in	55 cm / 21.6 in	159 cm / 62.5 in	35 cm / 13.7 in
Liberty RM310 large size with chaise	87 cm / 34.2 in	92 cm / 36.2 in	105 cm / 41.3 in	55 cm / 21.6 in	48 cm / 18.8 in	56 cm / 22 in	162 cm / 63.7 in	35 cm / 13.7 in
Liberty RMS210 standard size with chaise	82 cm / 32.2 in	92 cm / 36.2 in	106 cm / 41.7 in	50 cm / 19.6 in	48 cm / 18.8 in	55 cm / 21.6 in	159 cm / 62.5 in	35 cm / 13.7 in
Liberty RMS310 large size with chaise	87 cm / 34.2 in	92 cm / 36.2 in	107 cm / 42.1 in	55 cm / 21.6 in	48 cm / 18.8 in	56 cm / 22 in	162 cm / 63.7 in	35 cm / 13.7 in

* The dimensions are approximate and may vary with +/-2cm

