

SAFETY RULES

READ THESE INSTRUCTIONS THOROUGHLY BEFORE USING.

TO REDUCE THE RISK OF ELECTRIC SHOCK OR SERIOUS INJURY:

- Disconnect the electrical plug from the wall outlet before cleaning, moving, servicing or when not in use for an extended period of time.
- Do not use this product if it is wet, in water, around water or any liquid.

TO REDUCE THE RISK OF BURNS, FIRE, ELECTRIC SHOCK OR SERIOUS INJURY:

- Always keep open flame and lit cigarettes away from upholstered furniture. Upholstered furniture may burn rapidly with toxic gas and thick smoke.
- Closely supervise children and disabled persons using this product.
- Sit down in the unit slowly. To avoid tip over, do not throw your weight against the back of the unit. Move the unit into or out of the reclining position slowly, making sure that no children or pets are in close proximity.
- This product has many moving parts, serious injury can occur if not used properly. Keep children and pets away from the mechanism. Keep hands, fingers and body parts away from the mechanism.
- Only the occupant should operate the unit. Never attempt to open the legrest by pulling on it.
- Do not stand, sit or place extra weight on the arms, back or open legrest.
- To safely exit the unit and prevent a tripping hazard bring the back upright and close the legrest.
- Do not use this product if it is damaged. Do not use attachments or substitute parts.
- This product is intended for indoor residential use only.
- Provide a clear path for operation of the chair, back and legrest. Place tables and rugs at a distance to allow the legrest to fully extend without rubbing or interference.
- Check the condition of the power transformer, electrical cord, plug and connectors regularly. Keep the power transformer and electrical cords away from heat sources. Never operate the unit with a damaged power transformer, electrical cord, plug or connector. Contact your IMG dealer for service.
- Do not use unit if power control is damaged or wet. Do not use unit if e.g. the hand control unit has been dropped in water or any liquid. Contact your IMG dealer for service.
- This product is not intended for use as a health care device.
- Users of medical devices should contact their health care provider before using this product. Do not use this product if you have poor circulation, are immobile or cannot sense heat, except as directed by your health care provider.
- Do not use this product where aerosol (spray) products are being used or where oxygen is being administered.
- Do not operate the unit until the back is installed and locked.

- Use care when moving the product. Before lifting the product, secure the mechanism to prevent unexpected opening or movement. Never move the product by the mechanism, legrest, handle, reclining back or swivel base. Disconnect modular units. Securely grip non-moving parts only.
- Do not attempt to disassemble or service the motor. No serviceable parts are inside. Contact your IMG dealer for service information.
- Keep hands, arms and body parts away from the open area between a reclined back and an upright back on a motion sofa. This area must remain clear at all times to provide unobstructed movement and prevent injury that could occur when a reclined back is returning toward the upright position.

TIPS AND HINTS

FOR THE MOST FREQUENTLY OCCURRING PROBLEMS WE HAVE LISTED POSSIBLE SCENARIOS (THIS LIST IS NOT COMPREHENSIVE).

1. NO VOLTAGE/CONTROL VOLTAGE AVAILABLE

Possible Cause:

- Cable (mains and/or handset/additional drives) disconnected

Remedy:

- Check lead and, if necessary, restore contact

2. HANDSET OR DRIVE SYSTEM WITHOUT FUNCTION

Possible Cause:

- Handset or drive system defective
- No mains voltage

Remedy:

- Contact your supplier/dealer

3. SUDDENLY IT IS NO LONGER POSSIBLE TO MOVE THE DRIVES

Possible Cause:

- Thermal circuit breaker on the transformer or in the control unit has possibly been activated

Remedy:

- Let the drive system rest for approx. 20-30 minutes

Possible Cause:

- Thermal fuse in transformer defective
- Fuse defective

Remedy:

- Contact your supplier/dealer

Possible Cause:

- No mains voltage

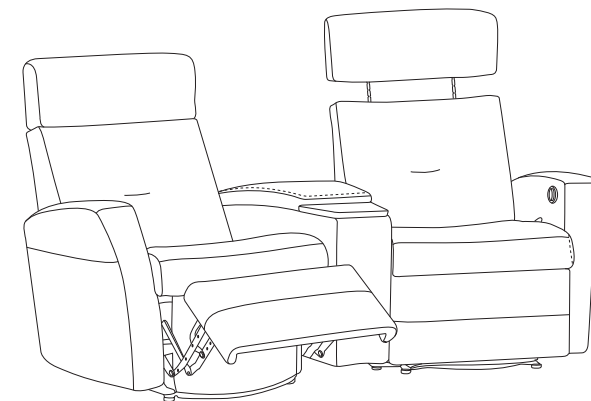
Remedy:

- Check mains Cable

CONGRATULATIONS

You are now the proud owner of a state-of-the-art Power Recliner or Motion Sofa by IMG.

You have just selected one of the finest quality upholstered products produced specialist with a motor fitted by the high quality German supplier OKIN.



IMPORTANT

Read this and other relevant instructions before using the product. Keep this manual for future reference.

ASSEMBLY INSTRUCTIONS FOR MOTOR RECLINERS AND MOTORIZED MODULAR SEATING SYSTEMS (MSS)

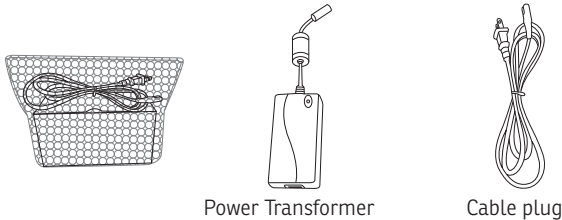
TO REDUCE THE RISK OF INJURY.

DO NOT OPERATE THE UNIT UNTIL MODULAR UNITS ARE CONNECTED PROPERLY AND THE BACK(S) IS (ARE) INSTALLED AND LOCKED.

CAUTION: DO NOT PLUG THE TRANSFORMER IN UNTIL INSTRUCTED.

STEP 1

Locate the Power Transformer (s), extension cable(s) and cable plug(s). The Power Transformer(s) and Cable Plugs (s) are secured under the rear seat frame. Carefully remove them from the seat frame. Remove the packing and unwind the cables.

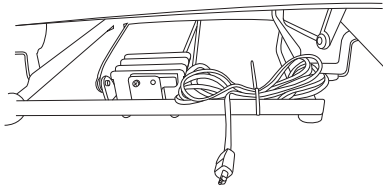


STEP 2

Assemble and connect modular units and install the back(s) as shown in the separate Modular seating system assembly instruction.

STEP 3

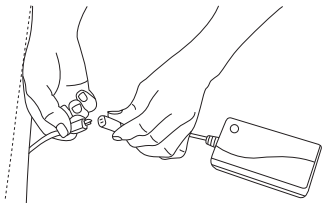
The extension cable is already connected to the motor and securely attached to the rear seat mechanism.



If you need longer extension cable cut the plastic wrapping carefully and unwind the cable.

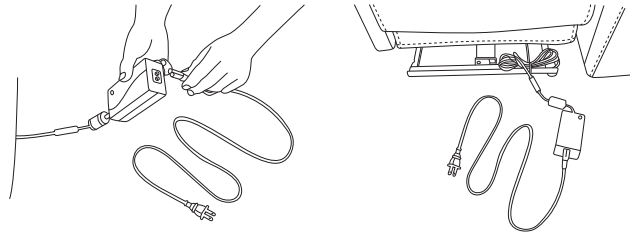
STEP 4

Connect the Power Transformer to the Extension cable. Connect the Extension cable two prong connector with the Power Transformer receptacle. Make sure the connection is secured, with no gaps.



STEP 5

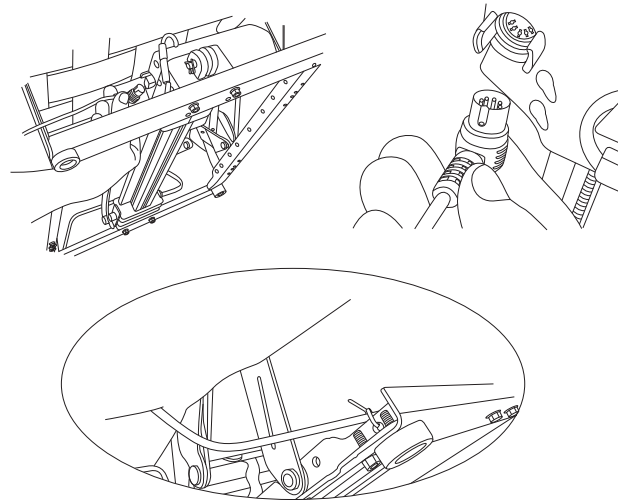
Connect the cable plug to the Power Transformer.



Make sure the connection is secured with no gaps.

STEP 6

The cable from the switch to the motor is already attached and secured as long as the switch is placed on a side arm. When the switch is placed on the side of a center arm you need to connect the switch cable to the motor. Please take the cable placed under the center arm and unwind it enough so it can reach the motor receptacle.



Make sure the connection is secured.

STEP 7

Make sure that any cords or cables are properly secured and stays away from moving parts and the mechanism.

STEP 8

Repeat 3-4 for multiple seats.

STEP 9

Choose a location for the unit(s) that is close to an electrical outlet and plug in the cable plug(s).

WARRANTY

Warranty period for defects of new motors and related parts is 24 months. In the case of repaired products the remaining warranty period of the repaired equipment applies, but at least 6 months.

Unless otherwise provided, the warranty covers all material defects and defects in workmanship which occur during the corresponding warranty period. The warranty excludes defects resulting from anything other than correct operation. Correct operation means the operation of the product under the conditions described in the installation and operational manual.

The warranty is restricted to restoring the material performance characteristics and the condition of the original product before the defect. In this respect it is adequate that the product concerned fulfils the test requirements according to the OKIN specifications for the original product as set out in the product data sheet. Under the warranty described above and hereinafter this shall be through repair or replacement at OKIN's or IMG's discretion. In the case of material defects or defects in workmanship the replacement of defective parts will be with new or reconditioned parts. If necessary, the entire product will be replaced with an identical or a functionally and optically equivalent product. At any rate the value of the warranty shall be restricted to the value of the defective product. The defective parts removed from a product under warranty pass to the manufacturer's property and can be claimed by the manufacturer for the purpose of analysis. In the event that these parts cannot be handed over - IMG is entitled to invoice a corresponding amount.

Excluded from the warranty are:

1. Immaterial defects or deviations in the properties and condition of the product, which are negligible for the value and intended use of the equipment.
 2. Replacement of spent batteries / rechargeable batteries.
- Furthermore, the warranty does not include the diagnosis and remedying of faults incurred by:
1. Improper or inappropriate use or treatment of the product through the Customer or third parties (e.g. mechanical or housing damage, faulty cables or electrical connectors); in particular, acts which do not correspond to the requirements of the agreed specification are deemed to be improper.
 2. Acts of nature (lightning strike, flooding, war or similar)
 3. Other circumstances beyond OKIN's or IMG's control

The warranty entitlement expires (1) in the event that OKIN products are attached to or used with parts, components or peripheral equipment which are not approved in writing by OKIN for specific use, (2) in the event that service work/repairs or other alterations to the product were made by persons not authorized by OKIN or IMG, unless the defect is proved to be not caused by or the result of these events.

ORIGINAL SPARE PARTS SUPPLY

If you repair an OKIN product by yourself, or if you have it repaired by third parties, we would like to remind you that electrical components must be installed by a qualified electrician and only original OKIN parts may be used; After opening and/or any modification of the OKIN product, we cannot be held responsible for any damage occurred in any event of product liability.